

Product Information Sheet


Square Wooden Wall Panel

Product Description

The Square wall panels are high-quality decorative panel manufactured by DecNord. Made from premium-grade Abachi wood, these wall panels are specifically designed to enhance the aesthetics of saunas and other interior spaces. They are available in three variations, offering distinct visual characteristics and properties. The panels are precisely cut into square shapes, adding a clean and structured element to your interior.

Key Features

- Material: Abachi Wood (Untreated, Stained, Thermo Treated)
- Design: Square
- Usage: Sauna walls and other interior applications
- Finish: Smooth and natural grain



Black (Stained Abachi): These panels are crafted from Abachi wood that has been carefully stained with a black finish. The black stain enhances the wood's natural beauty, creating a sophisticated and contemporary appearance.


Thermo (Thermo Treated Abachi): These panels are manufactured from Abachi wood that has undergone a thermo-treatment process. The thermo treatment enhances the wood's stability, making it suitable for various interior applications.

Light (Untreated Abachi): These panels feature the natural color and grain pattern of Abachi wood without any additional treatments. They provide a classic and authentic look, showcasing the raw beauty of the wood.



Physical Properties

- Thickness: 15 .. 16 mm
- Panel Size: 666 x 249 mm
- Square tile side length: 79 mm
- Panel coverage: 0,166 m²
- Package: 0,995 m² (6 panels)

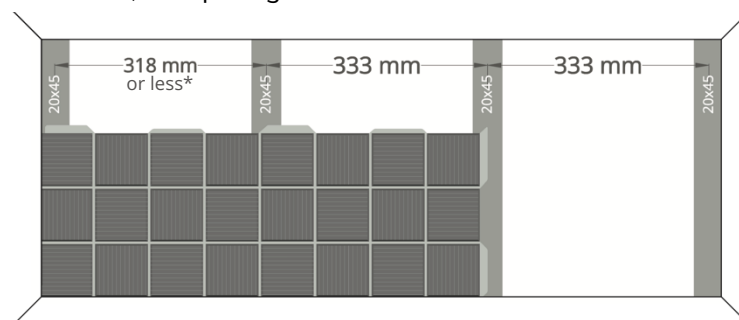


Packaging

The Square wall panels are carefully packaged to ensure safe transportation and handling. One box includes 6 panels covering 0,995 m² and weighs 7kg.

Installation

- Ensure that the surface where panels will be installed is clean, dry, and free from any contaminants.
- Determine the desired layout and mark the positioning of the panels on the wall.
- Trim or cut the panels as needed to fit the desired dimensions.
- Apply an adhesive or use stainless steel staples to secure the panels in place.
- Ensure proper alignment and spacing between panels for a seamless finish.
- For installation on **battens**, the spacing is **333 mm**



* The spacing of the battens from a perpendicular wall may vary depending on the desired panel placement and wall length. Please check out our Installation Manual on our website for detailed guidance.

Note: Thermo-treated panels have a **pleasant natural aroma**. While this aroma adds to the sensory experience, users should be aware **that the aroma is long-lasting**.

Maintenance

- Regularly dust the panels with a soft cloth or a gentle brush to remove any surface debris.
- Wipe off any spills or stains immediately using a damp cloth.
- Avoid using harsh chemicals or abrasive cleaners that may damage the wood surface.
- Periodically treat panels with a suitable wood treatment oil or wax to maintain their natural beauty and protect against moisture and dirt.

Please note that the information provided in this technical data sheet is intended as a general guide. For detailed and specific information regarding installation, maintenance, and other inquiries, it is recommended to refer to the manufacturer's documentation or contact DecNord directly.

For additional information or inquiries, please visit www.decnord.com or contact us info@decnord.com or +372 5444 0098