

## Product Information Sheet


### Royal Wooden Wall Panel

#### Product Description

The Royal wall panels are high-quality decorative panels manufactured by Decnord. Made from premium-grade Abachi wood, these wall panels are specifically designed to enhance the aesthetics of saunas and other interior spaces. They are available in four variations, offering distinct visual characteristics and properties. The panels are irregular hexagons in shape, adding a unique and artistic touch to your interior spaces.

#### Key Features

- Material: Abachi Wood (Stained, Thermo Treated, Stained Thermo Treated)
- Design: Irregular hexagon
- Usage: Sauna walls and other interior applications
- Finish: Smooth and natural grain



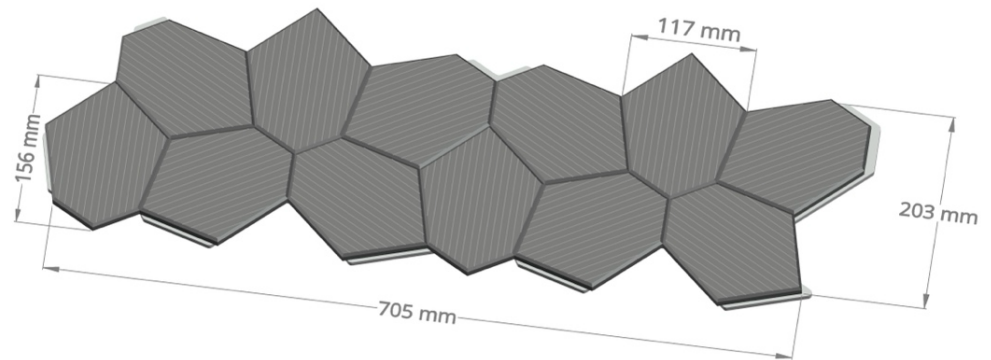
**Black** (Stained Abachi): These panels are crafted from Abachi wood that has been carefully stained with a black finish. The black stain enhances the wood's natural beauty, creating a sophisticated and contemporary appearance.

**Thermo Black** (Stained Thermo Treated Abachi): These panels are manufactured from thermo-treated Abachi wood and then stained with a black finish. The thermo treatment enhances the wood's stability while the black stain adds a modern touch, combining functionality with an elegant aesthetic.

**Thermo** (Thermo Treated Abachi): These panels are manufactured from Abachi wood that has undergone a thermo-treatment process. The thermo treatment enhances the wood's stability, making it suitable for various interior applications.

## Physical Properties

- Thickness: 15 .. 16 mm
- Panel size: 705 x 203 mm
- Panel coverage: 0,144 m<sup>2</sup>
- Package: 0,86 m<sup>2</sup> (6 panels)

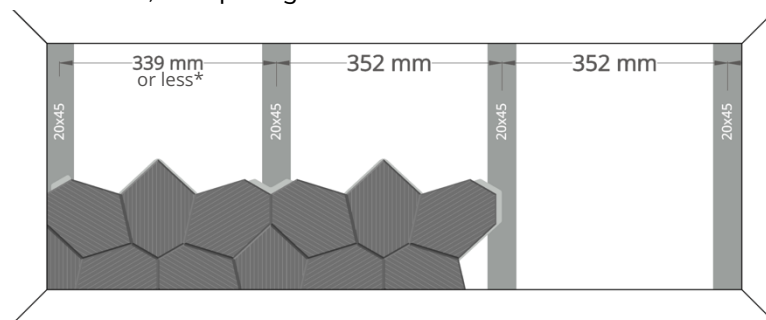


## Packaging

The Royal wall panels are carefully packaged to ensure safe transportation and handling. One box includes 6 panels covering 0,86 m<sup>2</sup> and weighs 6,3kg.

## Installation

- Ensure that the surface where panels will be installed is clean, dry, and free from any contaminants.
- Determine the desired layout and mark the positioning of the panels on the wall.
- Trim or cut the panels as needed to fit the desired dimensions.
- Apply an adhesive or use stainless steel staples to secure the panels in place.
- Ensure proper alignment and spacing between panels for a seamless finish.
- For installation on **battens**, the spacing is **352 mm**.



\* The spacing of the battens from a perpendicular wall may vary depending on the desired panel placement and wall length. Please check out our Installation Manual on our website for detailed guidance.

Note: Thermo-treated panels have a **pleasant natural aroma**. While this aroma adds to the sensory experience, users should be aware **that the aroma is long-lasting**.

## Maintenance

- Regularly dust the panels with a soft cloth or a gentle brush to remove any surface debris.
- Wipe off any spills or stains immediately using a damp cloth.
- Avoid using harsh chemicals or abrasive cleaners that may damage the wood surface.
- Periodically treat panels with a suitable wood treatment oil or wax to maintain their natural beauty and protect against moisture and dirt.

Please note that the information provided in this technical data sheet is intended as a general guide. For detailed and specific information regarding installation, maintenance, and other inquiries, it is recommended to refer to the manufacturer's documentation or contact DecNord directly.

For additional information or inquiries, please visit [www.decnord.com](http://www.decnord.com) or contact us [info@decnord.com](mailto:info@decnord.com) or +372 5444 0098